



THANK YOU



## USER MANUAL

# GATEWAY G3P

Scan to download the TTLOCK APP Or search Google Play or Apple Store for "TTLOCK"



## GATEWAY G3P

Model:	G3P
Dimensions:	70mm x 70mm x 26mm
Network port interface :	RJ45
Network port rate :	10M/100M
IEEE standard:	802.3
Power interface :	Type-C USB/PoE
Power input:	500mA

### 2.PRODUCT SPECIFICATION

#### Light Status




When the Gateway is powered on:


- Flashing Red/Blue lights:  
Stand-by mode -Ready to Pair
- Blue light: Normal mode
- Red light: Network failure

## Pair the Gateway with APP

### 1.Open the APP



### 2.Tap the "☰" icon on the top left of the screen



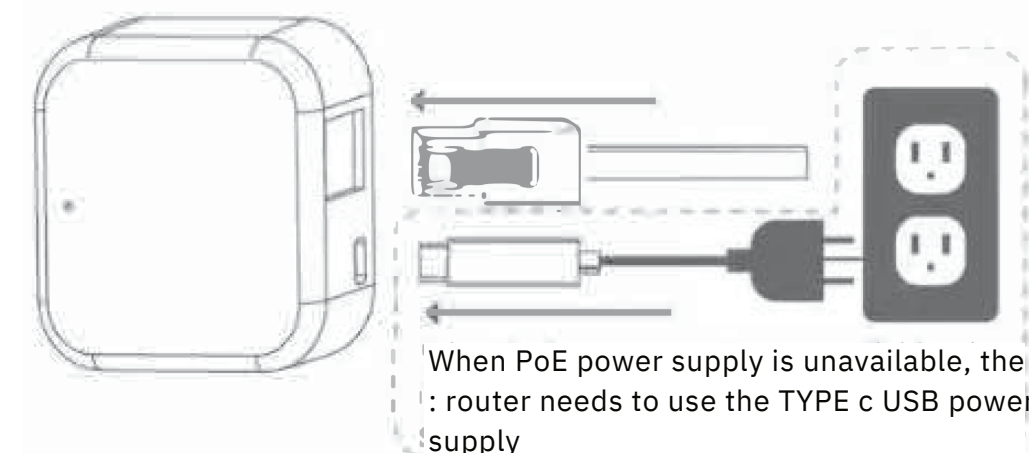
### 3.Select Gateway



### 4.Select G3



### 5.Connect the network cable to the gateway (with PoE power supply)



Tap "Next step" when the red and blue light flash alternatively

**6. Tap "Next step" when the red and blue light flash alternatively**



**7. Tap "+" to add the gateway**



Notice: If the above process times out, please power off and try again.

## Limited Warranty

1. For any defect in material and workmanship, the original purchaser of the product can.

- 1) Return or ask for a replacement within 7 invoice days.
- 2) Ask for a replacement within 15 invoice days.
- 3) Ask for free repair in 365 invoice days.

2. This warranty does not cover defects caused by modification, alteration, misuse or physical abuse of the product.

### Disclaimer

We continuously optimize products as new technologies and features are developed for this reason.

We reserve the right to make alterations to the products without prior notice.